

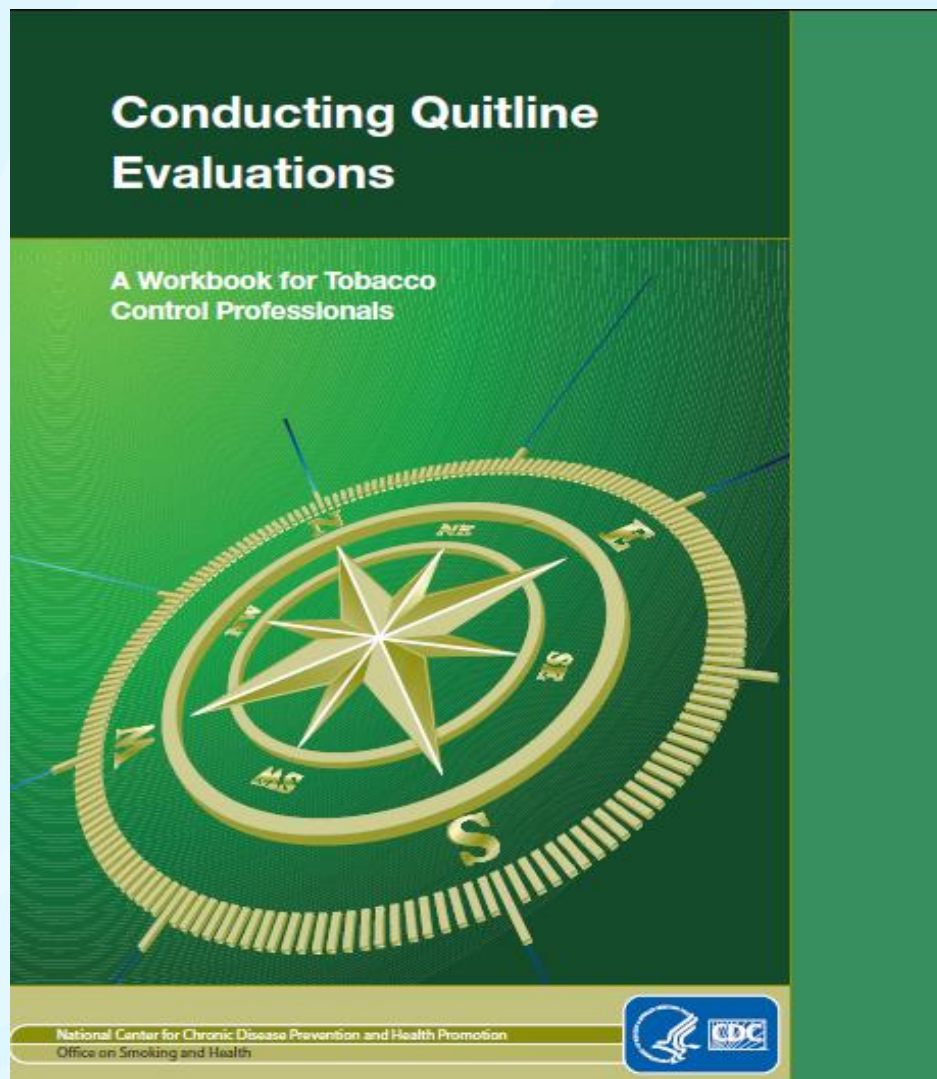
An Overview of OSH Resources for Quitline Evaluations

Lei Zhang, Ph.D. and Henraya McGruder, Ph.D.

Office on Smoking and Health

Centers for Disease Control and Prevention

A New Tool for Quitline Evaluations



http://www.cdc.gov/tobacco/stateandcommunity/tobacco_control_programs/surveillance_evaluation/quitline-workbook/index.htm

A Sneak Peek

Table of Contents

Introduction	1
Who is the intended audience for this workbook?	1
Why evaluate quitlines?	2
What is an evaluation plan?	2
Why is it important to develop an evaluation plan for your quitline?	3
CDC's Framework for Program Evaluation	4
Part I: Putting the CDC Framework into Action for Your Quitline	7
Step 1: Engage Stakeholders	7
Defining the Purpose in the Plan.....	7
Identifying and Engaging the Evaluation Stakeholder Workgroup (ESW)	8
Step 2: Describe the Quitline Program	15
Develop a Shared Understanding of the Quitline Program.....	15
Linking Activities and Outcomes	16
Step 3: Focus the Evaluation	19
Developing Evaluation Questions	19
Types of Quitline Evaluation Questions	20
Step 4: Gather Credible Evidence.....	27
Choosing the Appropriate Methods	28
Credible Evidence.....	30
Measurement.....	30
Data Sources	32
Evaluation Methods Checklist.....	34
Evaluation Methods Grid	34
Budget	35

How can it be helpful

- Tool to develop an effective quitline evaluation plan
- Provides sample evaluation questions and measures
- Provides a list of resources for quitline evaluations



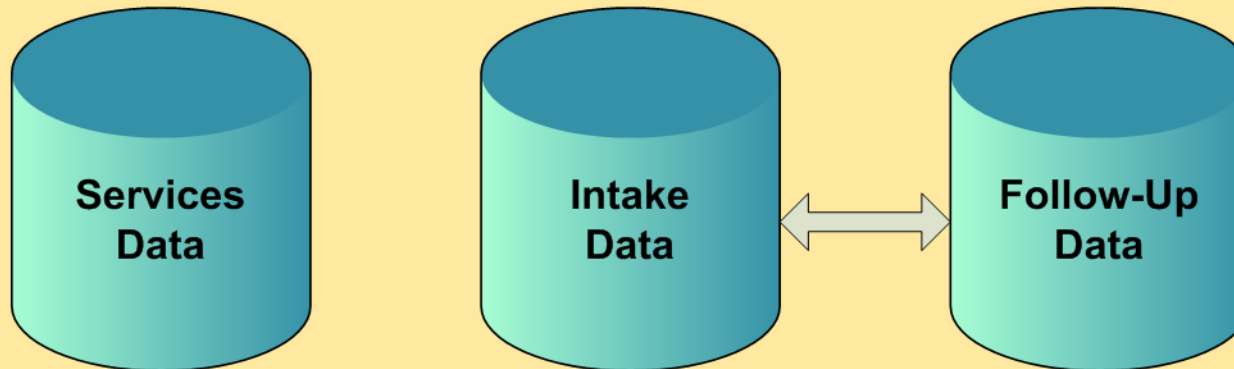
Goals of the National Quitline Data Warehouse (NQDW)

http://www.cdc.gov/tobacco/quit_smoking/cessation/nqdw/pdfs/nqdw-fact-sheet.pdf

- **To serve as a continuing national resource for data on the services, utilization, and success of US state quitlines (50 states, DC, Guam and Puerto Rico) for use in monitoring, evaluation, and improvement**
 - Assist in the evaluation of quitline activities under Component III of the Communities Putting Prevention to Work (CPPW) Initiative, authorized by the American Recovery and Reinvestment Act (ARRA) of 2009
 - Assist in the evaluation of quitline activities under Public Prevention Health Fund (PPHF funding)

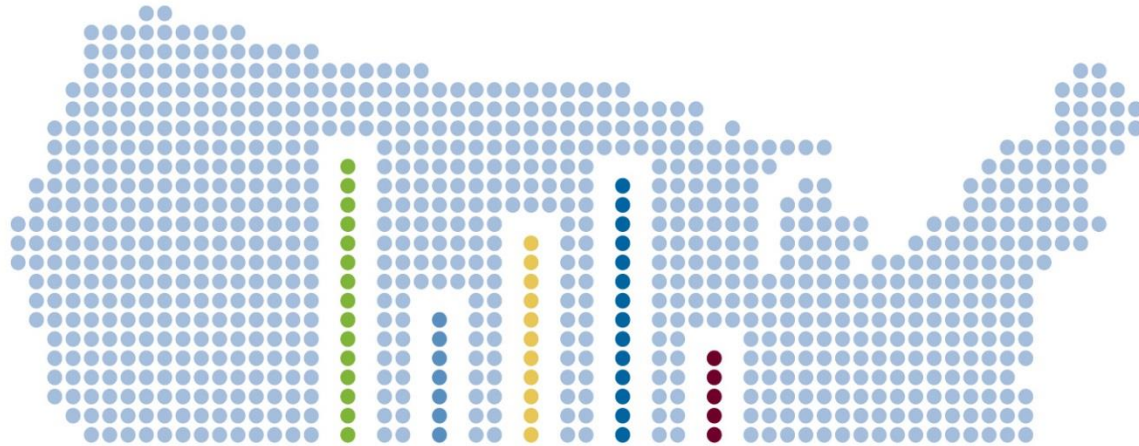
Structure of the National Quitline Data Warehouse

National Quitline Data Warehouse (NQDW)



NQDW Data Dissemination

<http://www.cdc.gov/statesystem/>



STATE SYSTEM

STATE TOBACCO ACTIVITIES
TRACKING & EVALUATION SYSTEM

NQDW on STATE System

- Custom Reports
- State Highlight Reports
- Interactive Maps
- Tobacco Use Data Portal
- Quick Start Guides



CDC's STATE System

CITRIX Viewer View Keyboard Webcam CITGO Virtual Desktop

http://www.cdc.gov/statesystem/ Home | STATE System | CDC How to take a screenshot on y...

State Tobacco Activities Tracking and Evaluation (STATE) System

f t +



STATE SYSTEM

STATE TOBACCO ACTIVITIES TRACKING & EVALUATION SYSTEM

Welcome to the State Tobacco Activities Tracking and Evaluation (STATE) System.

The STATE System is an interactive application that presents current and historical state-level data on tobacco use prevention and control.

● ● ● ●



CUSTOM REPORTS

Use Custom Reports to build your own report by selecting the topics, states and years of data. View data results in the System or export to



STATE HIGHLIGHTS

Use the State Highlights report to see a variety of data from across the system for a single selected state. View highlights in the System or



INTERACTIVE MAPS

Use Interactive Maps to access key data from across the System in a US map and data table. View map and table in the System or export a table



TOBACCO USE DATA PORTAL

Leave the STATE System and use the Tobacco Use Data Portal to access expanded datasets. View maps, filters and graphs in the portal

7:25 AM 11/9/2015


STATE System: Custom Reports

Citrix Viewer View Keyboard Webcam CITGO Virtual Desktop Mon 7:29 AM

http://nccd.cdc.gov/STATESystem/rdPage.aspx?rdReport=OSH_State.CustomReports

Home | STATE System | CDC State Tobacco Activities Tr... How to take a screenshot on y...

File Edit View Favorites Tools Help




 Centers for Disease Control and Prevention
CDC 24/7: Saving Lives. Protecting People.™

State Tobacco Activities Tracking and Evaluation (STATE) System

Home Custom Reports State Highlights Data Portal | Help

CDC > STATE System > Custom Reports

Custom Reports

Custom Reports allows the user to build a report with the topics, states and years of data that are needed. Click on topic type to get started. Be sure to select from each of the drop down boxes to select data. Click view report to see results. Results are presented in a table below.










Reset All Filters

Topic Type	Topic	Measure
Quitline	Services Available	Hours of Operation and Available Languages - NQDW

State	Year
Select options	Select options


[View Report](#)

For accessible content question about these data, contact STATESystem@cdc.gov.

Follow CDC      CDC Media    

Legal
Policies
USA.gov

Contact CDC
Centers for Disease Control and Prevention
1600 Clifton Road, Atlanta, GA 30329-4027
USA
800-CDC-INFO (800-232-4636)
[Contact CDC-INFO](#)



7:29 AM 11/9/2015

STATE System: State Highlights report

Citrix Viewer View Keyboard Webcam

CITIGO Virtual Desktop

http://nccd.cdc.gov/STATEsystem/rdPage.aspx?rdReport=OSH_STATE.Highlights

Home | STATE System | CDC

State Tobacco Activities Tracking and Evaluation (STATE) System

Home Custom Reports State Highlights Data Portal | Help

CDC > STATE System > State Highlights

State Highlights

State Highlights allows the user to access a variety of data from across the STATE System by state. Select location to get started. Click view report to see results. Results are presented by topic in tabs below. Select a tab to view data panels.

Select one

- National (States and DC)
- Alabama
- Alaska
- Arizona
- Arkansas
- California
- Colorado
- Connecticut
- Delaware
- District of Columbia
- Florida
- Georgia
- Hawaii
- Idaho
- Illinois
- Indiana
- Iowa
- Kansas
- Kentucky
- Louisiana
- Maine
- Maryland
- Massachusetts
- Michigan
- Minnesota
- Mississippi
- Missouri
- Montana
- Nebraska

View Report

CDC Media

Contact CDC
Centers for Disease Control and Prevention
600 Clifton Road, Atlanta, GA 30329-4027
SA
800-CDC-INFO (800-232-4636)
Contact CDC-INFO

7:30 AM
11/9/2015

STATE System: State Highlights report

Citrix Viewer View Keyboard Webcam CITGO Virtual Desktop Mon 7:31 AM

http://nccd.cdc.gov/STATESystem/rdPage.aspx?rdReport=OSH_STATE.Highlights&isilr... Home | STATE System | CDC State Tobacco Activities Tr... How to take a screenshot on y...

File Edit View Favorites Tools Help

CDC Centers for Disease Control and Prevention
CDC 24/7: Saving Lives. Protecting People.™

State Tobacco Activities Tracking and Evaluation (STATE) System

Home Custom Reports State Highlights Data Portal | Help


CDC > STATE System > State Highlights

State Highlights

f t +

State Highlights allows the user to access a variety of data from across the STATE System by state. Select location to get started. Click view report to see results. Results are presented by topic in tabs below. Select a tab to view data panels.

Location
National (States and DC) **View Report**

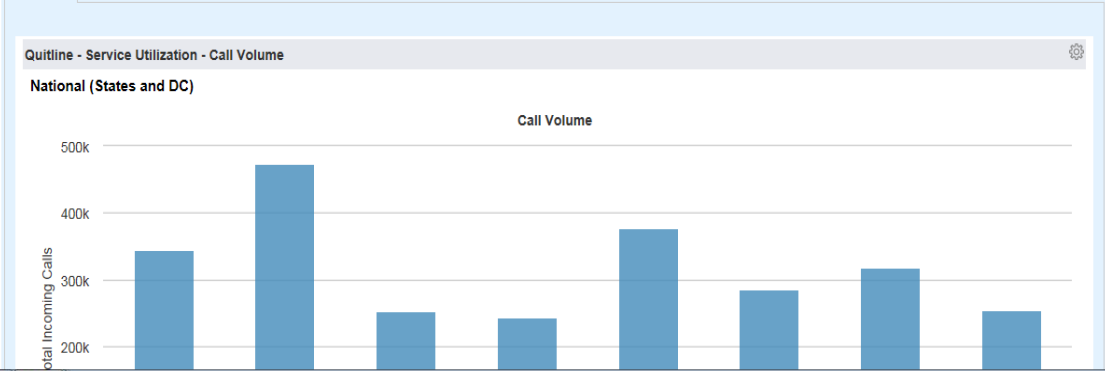
 **National (States and DC)** All Highlights Hide Footnotes Data Sources and Methodology

Quitline

Quitline - Service Utilization - Call Volume

National (States and DC)

Call Volume



Period	Call Volume (National Incoming Calls)
1	340,000
2	470,000
3	250,000
4	240,000
5	380,000
6	290,000
7	320,000
8	250,000

7:31 AM 11/9/2015

STATE System: Interactive Maps

CITRIX Viewer View Keyboard Webcam CITGO Virtual Desktop Mon 7:31 AM

http://www.cdc.gov/statesystem/interactivemaps.html

Home | STATE System | CDC Interactive Maps | STATE Sy... How to take a screenshot on y...

File Edit View Favorites Tools Help

CDC Centers for Disease Control and Prevention
CDC 24/7: Saving Lives. Protecting People™

SEARCH

CDC A-Z INDEX ▾

State Tobacco Activities Tracking and Evaluation (STATE) System

CDC > STATE System > Interactive Maps

STATE System

- Report Guide
- Custom Reports
- State Highlights
- Interactive Maps**

Interactive Maps

Access key data from across the STATE System presented in a US map with a corresponding data table below. Select from the list of available topics to link to the Interactive Map.

- [Comprehensive Medicaid Coverage of Cessation Treatments \(Lung Association Cessation Coverage\) 2015](#)
- [Current Cigarette Use Among Adults \(Behavior Risk Factor Surveillance System\) 2013](#)
- [Current Cigarette Use Among Youth \(Youth Risk Behavior Surveillance System\) 2013](#)
- [Excise Tax Rates on Packs of Cigarettes \(CDC STATE System Tobacco Legislation - Tax\) 2015](#)
- [Funding - Appropriations/Grants Total Per Capita, 2013](#)
- [Funding - Expenditures as a Percentage of 2007 CDC Recommended Level, 2013](#)
- [Preemption on Advertising, Licensure, Smokefree Indoor Air, and Youth Access \(CDC STATE System Tobacco Legislation - Preemption\) 2015](#)
 - [Preemption on Advertising \(CDC STATE System Tobacco Legislation - Preemption\) 2015](#)
 - [Preemption on Licensure \(CDC STATE System Tobacco Legislation - Preemption\) 2015](#)
 - [Preemption on Smokefree Indoor Air \(CDC STATE System Tobacco Legislation - Preemption\) 2015](#)
 - [Preemption on Youth Access \(CDC STATE System Tobacco Legislation - Preemption\) 2015](#)
- [Quitline - Service Utilization - Callers Who Received Counseling and/or Medications per 1,000 Callers, 2014](#)
- [Quitline - Service Utilization - Incoming Calls per 10,000 State Population, 2014](#)
- [Smokefree Indoor Air - Private Worksites, Restaurants, and Bars \(CDC STATE System Tobacco Legislation - Smokefree Indoor Air Summary\) 2015](#)

Visit the [Tobacco Use Data Portal](#) to see more datasets and create your own maps.

Learn how to [embed](#) a map in your own website by visiting the [STATE System FAQ page](#).

7:31 AM 11/9/2015

STATE System: Tobacco Use Data Portal

The screenshot shows a Citrix Viewer window displaying the STATE System: Tobacco Use Data Portal. The browser address bar shows the URL: <https://chronicdata.cdc.gov/health-area/tobacco-use>. The page features a list of data resources, each with a title, description, and view count. A large red arrow points from the left towards the 'Quitline - Service Utilization - 2010 To Present' entry.

Resource Title	Description	Views
2014. Centers for Disease Control and Prevention (CDC). Best Practices for Comprehensive Tobacco Control Programs. Funding. CDC's Best Practices for Comprehensive Tobacco Control Programs is an evidence-based guide to help states plan and establish effective tobacco control programs to prevent and reduce tobacco use. These data update Best Practices for Comprehensive Tobacco Control Programs—2007. Data are reported at total and per capita funding levels. Data include recommended and minimum total funding levels for state programs, in addition to funding breakdowns by intervention areas such as: State and Community Interventions, Mass-Reach Health Communication Interventions, Cessation Interventions, Surveillance and Evaluation, and Infrastructure, Administration, and Management.		
Tobacco Use Supplement to the Current Population Survey (TUS-CPS) Data	1992-1993, 1995-1996, 1998-1999, 2001-2002, 2003, 2006-2007, 2010-2011. Centers for Disease Control and Prevention (CDC). State Tobacco Activities Tracking and Evaluation (STATE) System. TUS-CPS Survey Data. The Current Population Survey is a monthly survey of about 50,000 households conducted by the Bureau of the Census for the Bureau of Labor Statistics. The survey has been conducted for more than 50 years. Estimates obtained from the CPS include employment, unemployment, earnings, hours of work, and other indicators. Supplemental surveys include questions about a variety of topics, including an annual social and economic supplement, school enrollment, work schedules, voting and registration, job tenure and occupational mobility.	701 views
Youth Risk Behavioral Surveillance System (YRBSS) Data	1993, 1995, 1997, 1999, 2001, 2003, 2005, 2007, 2009, 2011, 2013. Centers for Disease Control and Prevention (CDC). State Tobacco Activities Tracking and Evaluation (STATE) System. YRBSS Data. The YRBSS is conducted biennially and collects data on a variety of youth risk behaviors including tobacco use. The YRBSS uses a two-stage cluster sample design to produce representative samples of students in high schools (grades 9-12). The YRBSS uses SUDAAN to calculate asymmetric confidence intervals based on the logit transformation. The logit transformation constrains confidence interval limits to vary between a lower limit of 0% and an upper limit of 100%. The data for the STATE System were extracted from YRBSS surveys from participating states.	597 views
University of Illinois at Chicago Health Policy Center - Funding	1991-2013. Centers for Disease Control and Prevention (CDC). State Tobacco Activities Tracking and Evaluation (STATE) System. Funding Data, Appropriations (1991-2013) and Expenditures (2008-2013). Appropriations data show public funds allocated to/by a particular state for tobacco prevention and control. They are not necessarily expended. Appropriations are from four major funding sources: Federal, state, Robert Wood Johnson Foundation (RWJF), and the American Legacy Foundation (Legacy). Expenditures are amounts spent by state tobacco control programs on tobacco prevention and control. Expenditure data are available by 2007 CDC Best Practices Program Components (State and Community Interventions, Health Communication	548 views
Quitline - Service Utilization - 2010 To Present	2010-2014. National Quitline Data Warehouse (NQDW). State Tobacco Activities Tracking and Evaluation (STATE) System. NQDW Data. National Quitline Data Warehouse (NQDW) assists in evaluating quitline activities and serves as a national resource for data on the use, success, and services of state quitlines. States report data on quitline callers, quitting success, as well as the services provided by their quitlines. The NQDW consolidates this information for evaluating programs and improving quitline services. The jurisdictions participating in this data collection effort include the 50 states, the District of Columbia, Guam and Puerto Rico.	461 views
Map of Comprehensive Smokefree Indoor Air in Bars, Private Worksites, and Restaurants (CDC STATE System Tobacco Legislation - Smokefree Indoor Air)	1995-2015. Centers for Disease Control and Prevention (CDC). State Tobacco Activities Tracking and Evaluation (STATE) System. Legislation - Smokefree Indoor Air. The STATE System houses current and historical state-level legislative data on tobacco use prevention and control policies. Data are reported on a quarterly basis. Data include information related to state legislation on smokefree indoor air in areas such as: Bars, Private Worksites, and Restaurants.	433 views
Graph of Smoking-Attributable Expenditures by Type (Smoking-Attributable Mortality, Morbidity, and Economic Costs (SAMMEC))	2005-2009. SAMMEC - Smoking-Attributable Mortality, Morbidity, and Economic Costs. Smoking attributable expenditures (SAEs) are excess health care expenditures attributable to cigarette smoking, by type of service, among adults ages 19 years of age and older.	547 views
CDC STATE System Tobacco Legislation - Preemption	1995-2015. Centers for Disease Control and Prevention (CDC). State Tobacco Activities Tracking and Evaluation (STATE) System. Legislation-Preemption. The STATE System houses current and historical state-	471 views

STATE System: Tobacco Use Data Portal

CITRIX Viewer View Keyboard Webcam CITGO Virtual Desktop

https://chronicdata.cdc.gov/health-area/tobacco-use

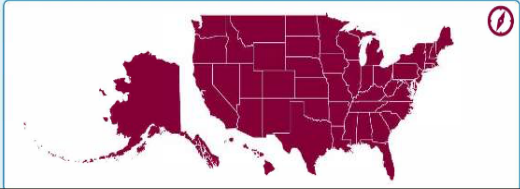


Home | STATE System | CDC Health Areas | Centers for D...

File Edit View Favorites Tools Help

Home Health Areas Developers Video Guides

Recommend Tweet Share

Tobacco Use Data



Explore the current Medicaid coverage and barriers of cessation treatments by state.

Smoking-Attributable Mortality, Morbidity, and Economic Costs (SAMMEC)
Explore the current SAMMEC Smoking-Attributable Mortality by state.

Question Inventory on Tobacco (QIT)
Explore tobacco-related survey questions.

Related Links

Smoking & Tobacco Use	STATE System
OSHDData	GTSSData
Data.CDC.gov	Contact OSHData







quiltine

Clear All Options

View Types

- Datasets
- Charts
- Maps
- Calendars
- Filtered Views
- External Datasets
- Files and Documents
- Forms
- APIs

Results for "quiltine" and matching category of Tobacco Use

Name	Popularity	Type	RSS
 Quiltine - Quiltine Names and Phone Numbers 2010-2014. National Quiltine Data Warehouse (NQDW). State Tobacco Activities Tracking and Evaluation (STATE) System. NQDW Data. National Quiltine Data Warehouse (NQDW) assists in evaluating quiltine activities and serves as a national resource for data on the use, success, and services of state quiltines. States report data on quiltine callers, quitting success, as well as the services provided by their quiltines. The NQDW consolidates this information for evaluating programs and improving quiltine services. The jurisdictions participating in this data collection effort include the 50 states, the District of Columbia, Guam and Puerto Rico.	70 views		
 Quiltine - Service Utilization - 2010 To Present 2010-2014. National Quiltine Data Warehouse (NQDW). State Tobacco Activities Tracking and Evaluation (STATE) System. NQDW Data. National Quiltine Data Warehouse (NQDW) assists in evaluating quiltine activities and serves as a national resource for data on the use, success, and services of state quiltines. States report data on quiltine callers, quitting success, as well as the services provided by their quiltines. The NQDW consolidates this information for evaluating programs and improving quiltine services. The jurisdictions	479 views		

8:31 AM 11/13/2015

STATE System: Tobacco Use Data Portal

CITRIX Viewer View Keyboard Webcam CITGO Virtual Desktop

https://chronicdata.cdc.gov/Quitline/Quitline-Service-Utilization-2010-To-Present/e... Home | STATE System | CDC Quitline - Service Utilization...

Centers for Disease Control and Prevention
CDC 24/7: Saving Lives. Protecting People.™

Chronic Disease and Health Promotion Data & Indicators Sign Up | Sign In

Home Health Areas ▾ Developers | Video Guides

Back

Quitline - Service Utilization - 2010 To Present
2010-2014. National Quitline Data Warehouse (NQDW). State Tobacco Activities Tracking and Evaluation (STATE) System. NQDW Data. National Quitline Data Warehouse (NQDW) assists in evaluating quitline activities and ▶

Find in this Dataset

Year	Quarter	LocationAbbr	LocationDesc	TopicType	Topic	Measure	Sub-Measure	Variable	Value	Export
1	2014	4 AL	Alabama	Quitline	Service Utilization	Call Volume	Number	Total Incoming Calls	1	Download
2	2014	4 AL	Alabama	Quitline	Service Utilization	Types of Tobacco Products Used	Number	Multiple Tobacco Products		Download
3	2014	4 AL	Alabama	Quitline	Service Utilization	Types of Tobacco Products Used	Number	Other Tobacco Products		Download
4	2014	4 AL	Alabama	Quitline	Service Utilization	Types of Tobacco Products Used	Number	Pipes		Download
5	2014	4 AL	Alabama	Quitline	Service Utilization	Types of Tobacco Products Used	Number	Smokeless Tobacco		Download
6	2014	4 AL	Alabama	Quitline	Service Utilization	Types of Tobacco Products Used	Number	Cigars, Cigarillos, or Little Cigars		Download
7	2014	4 AL	Alabama	Quitline	Service Utilization	Types of Tobacco Products Used	Number	Cigarettes	1	Download
8	2014	4 AL	Alabama	Quitline	Service Utilization	Types of Tobacco Products Used	Number	Overall	1	Download
9	2014	4 AL	Alabama	Quitline	Service Utilization	Services Received	Service	Self-Help Materials Only		Download
10	2014	4 AL	Alabama	Quitline	Service Utilization	Services Received	Service	Counseling and/or Medications		Download
11	2014	4 AL	Alabama	Quitline	Service Utilization	Services Received	Service	Medications		Download
12	2014	4 AL	Alabama	Quitline	Service Utilization	Services Received	Service	Counseling		Download
13	2014	4 AL	Alabama	Quitline	Service Utilization	How Caller Heard About Quitline	How Caller Heard About Quitline	Other		Download
14	2014	4 AL	Alabama	Quitline	Service Utilization	How Caller Heard About Quitline	How Caller Heard About Quitline	Phone Directory		Download
15	2014	4 AL	Alabama	Quitline	Service Utilization	How Caller Heard About Quitline	How Caller Heard About Quitline	Worksite		Download
16	2014	4 AL	Alabama	Quitline	Service Utilization	How Caller Heard About Quitline	How Caller Heard About Quitline	Community Organization		Download
17	2014	4 AL	Alabama	Quitline	Service Utilization	How Caller Heard About Quitline	How Caller Heard About Quitline	Family, Friend		Download
18	2014	4 AL	Alabama	Quitline	Service Utilization	How Caller Heard About Quitline	How Caller Heard About Quitline	Flyer, Brochure		Download
19	2014	4 AL	Alabama	Quitline	Service Utilization	How Caller Heard About Quitline	How Caller Heard About Quitline	Newspaper		Download
20	2014	4 AL	Alabama	Quitline	Service Utilization	How Caller Heard About Quitline	How Caller Heard About Quitline	Internet		Download

Download a copy of this dataset in a static format

Download As



- CSV for Excel
- JSON
- PDF
- RDF
- RSS
- XLS
- XLSX
- XML

Follow CDC CDC Media

Legal Policies | USA.gov
Contact CDC Centers for Disease Control and Prevention * 1600 Clifton Rd. Atlanta, GA 30329-4027 USA
800-CDC-INFO (800-232-4636) * Contact CDC-INFO

8:32 AM 11/13/2015

Other Helpful Resources...



- **Developing an Effective Evaluation Plan: Setting the Course for Effective Program Evaluation**
(http://www.cdc.gov/tobacco/tobacco_control_programs/surveillance_evaluation/evaluation_plan/index.htm)
- **Developing an Effective Evaluation Report**
(http://www.cdc.gov/tobacco/tobacco_control_programs/surveillance_evaluation/evaluation_report/index.htm)

For More Information...

Contact:

Lei Zhang (fpv4@cdc.gov) or Henraya McGruder (hdd8@cdc.gov)

